



WHIRLPOOL AUSTIN



CHROM SERIES
MODEL WL510
216 X 216 X 92 cm




WATERWAVE SPAS®

www.waterwave-spas.com



WHIRLPOOL AUSTIN CHROM SERIES



TECHNICAL DATA

Dimensions:	216 x 216 x 92 cm
Empty weight:	320 kg
Water capacity:	1.474 l
Total weight:	1.794 kg
Cabinet color:	see overview
Shell color:	see overview

LED LIGHTING

LED underwater spotlight:	included
LED waterline:	included
Waterfall:	included


DETAILS

Seats:	4
Lounges:	1
Water jets:	50
Feet massage:	included
Neck massage:	included
Isolation:	Xtreme Isolation
Framework:	Stainless steel frame
WPC paneling:	included
Controller:	Balboa
Control panel:	TP600
Water pump:	2 x 3 HP I-level
Circulation pump:	included
Ozonator:	included
Filter:	2 x lamella filter
Water drain:	included
Heating:	3 KW Balboa
Electrical requirements:	3 phases 16 Ampere, 400 Volt


OPTIONAL

- Airblower including aromatherapy (up to 12 additional air jets)
- Waterwave Sound System
- UV disinfection


CABINET COLOR




Black



Dark Grey



Light Grey



Dark Brown


SHELL COLOR




Pure White




Silver Marble




White Pearl




Gypsum




Mediterranean Sunset




Ocean Wave



Summer Sapphire



Midnight Opal



Sahara