

# WHIRLPOOL RICHMOND



DESIGN SERIES  
MODEL DEI 500  
216 X 165 X 82 cm



Ozonator

Spa Touch Display

Ambient Light






Single Control Button

Standard cabinet

or


Aluminium cabinet



**WATERWAVE SPAS®**

[www.waterwave-spas.com](http://www.waterwave-spas.com)

# WHIRLPOOL RICHMOND DESIGN SERIES



## TECHNICAL DATA

Dimensions:	216 x 165 x 82 cm
Empty weight:	270 kg
Water capacity:	1.100 l
Total weight:	1.370 kg
Cabinet color:	see overview
Shell color:	see overview
Cabinet:	Aluminium or Standardcabinet

## DETAILS

Seats:	1
Lounges:	2
Water jets:	41
Feet massage:	included
Neck massage:	included
Isolation:	Xtreme Isolation
Framework:	Stainless steel frame
Controller:	Balboa
Control panel:	Spatouch
Single Control Button:	optional
Water pump:	2 x 3 HP I-level
Circulation pump:	Silent Wave Eco
Ozonator:	included
UV disinfection:	included
Filter:	1 x lamella filter
Water drain:	included
Heating:	3 KW Balboa
Electrical requirements:	3 phases 16 Ampere, 400 Volt

## LED LIGHTING

LED ambient light:	optional
LED waterline:	included
LED underwater spotlight:	included
Waterfall:	included
Handle:	included

## OPTIONAL


- Airblower including aromatherapy (up to 10 additional air jets)
- Waterwave Design Sound System
- WiFi Control System
- Hydrospeed Massage
- Waterwave Clear Saltsystem
- Preparation of external access (e.g. air/heat pump)

## ALUMINIUM CABINET

NEW




Design Grey




Design Brown

## CABINET COLOR STANDARD



Black



Dark Grey



Light Grey



Dark Brown


## SHELL COLOR




Pure White



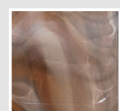
Silver Marble




White Pearl




Gypsum




Mediterr. Sunset




Ocean Wave



Summer Sapphire



Midnight Opal



Sahara